

VALUE-ADDING FEATURES




ORGANISED IN EVERY LAST DETAIL



CONTENTS

Drawer/pull-out equipment	04
Accessories	15
Flex-Boxes	16
Panel system	22
OrgaWall	28
Shelves	32
Technology	38
LIVING ELEMENTS	
Inspiration	40
EASY & CLEAN	
Utility room	44

LEGEND

-  New article
-  Planning
-  Emotion LED lights





VALUE-ADDING FEATURES


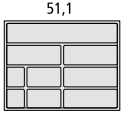

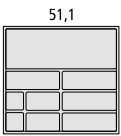

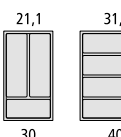

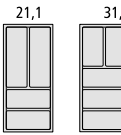
DRAWER/PULL-OUT EQUIPMENT




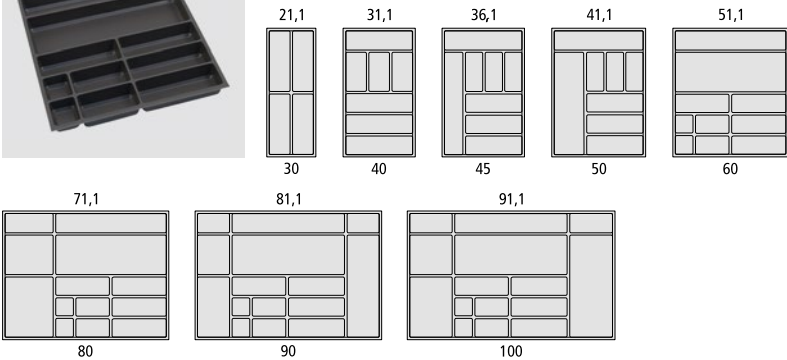

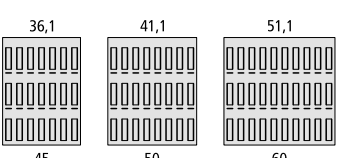

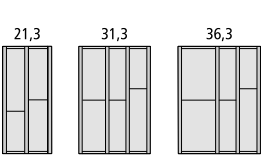

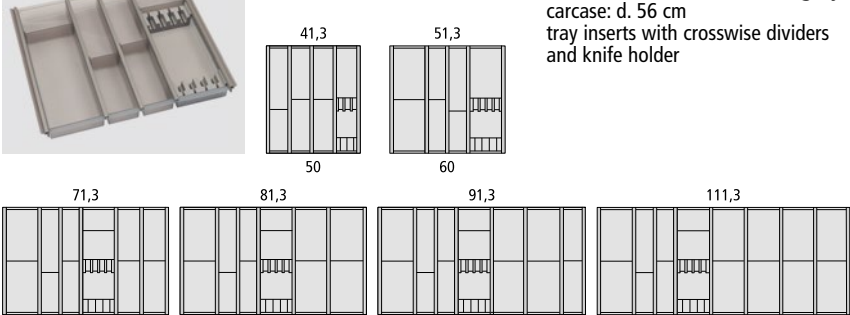
EXCEPTIONAL ELEMENTS FOR ORGANISING DRAWER AND CABINET INTERIORS make the perfect kitchen: catering to personal expectations and needs, this space becomes a professional cooking studio thanks to a variety of cutlery trays and function inserts, e.g. for knives or spices.

FOR SPECIAL STORAGE NEEDS IN THE BOTTOM PULL-OUTS, we have the answer too: the inserts in elegant natural oak can be configured with incredible versatility to hold dishes, cooking utensils or provisions – keeping all kitchen helpers perfectly organised.






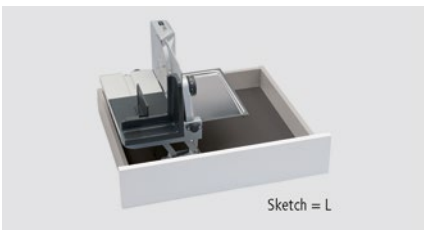
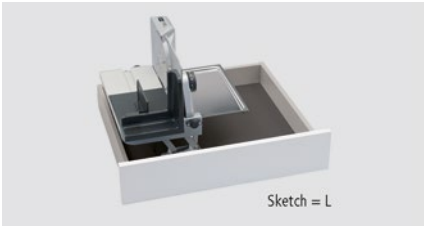
DRAWER EQUIPMENT

Cutlery insert Carcase depth 46 / 56 cm		Description	Width cm	Order details Items	Hinged
		Cutlery insert for low drawer frame carcase: d. 46 cm laminate carbon grey	60	Z B N 60 46 CG	NEW
			80	Z B N 80 46 CG	
			90	Z B N 90 46 CG	
			100	Z B N 100 46 CG	
			120	Z B N 120 46 CG	
			71,1		
			81,1		
			91,1		
			111,1		
			80		
			90		
			100		
			120		
		Cutlery insert for low drawer frame carcase: d. 56 cm laminate carbon grey	60	Z B N 60 56 CG	NEW
			80	Z B N 80 56 CG	
			90	Z B N 90 56 CG	
			100	Z B N 100 56 CG	
			120	Z B N 120 56 CG	
			71,1		
			81,1		
			91,1		
			111,1		
			80		
			90		
			100		
			120		
		Cutlery insert carcase: d. 46 cm laminate carbon grey	30	Z B 30 46 CG	NEW
			40	Z B 40 46 CG	
			45	Z B 45 46 CG	
			50	Z B 50 46 CG	
			60	Z B 60 46 CG	
			80	Z B 80 46 CG	
			90	Z B 90 46 CG	
			100	Z B 100 46 CG	
			71,1		
			81,1		
			91,1		
			80		
			90		
			100		
		Cutlery insert carcase: d. 56 cm laminate carbon grey	30	Z B 30 56 CG	NEW
			40	Z B 40 56 CG	
			45	Z B 45 56 CG	
			50	Z B 50 56 CG	
			60	Z B 60 56 CG	
			80	Z B 80 56 CG	
			90	Z B 90 56 CG	
			100	Z B 100 56 CG	
			120	Z B 120 56 CG	
			71,1		
			81,1		
			91,1		
			111,1		
			80		
			90		
			100		
			120		




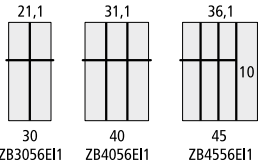
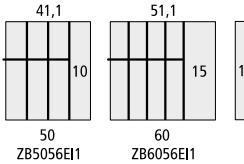
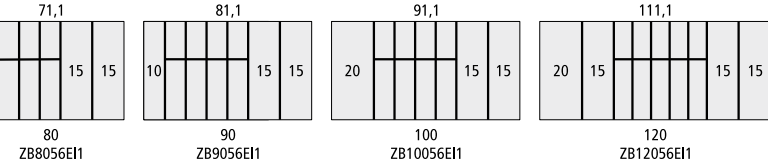

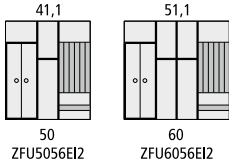

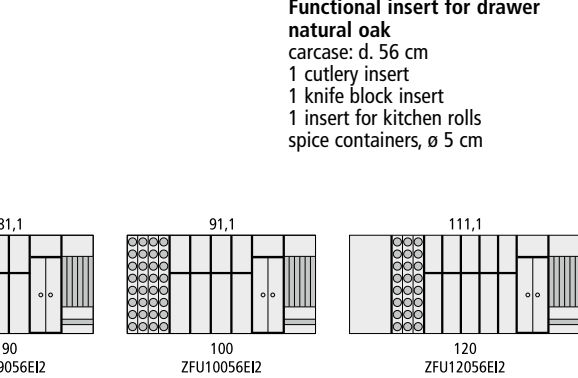

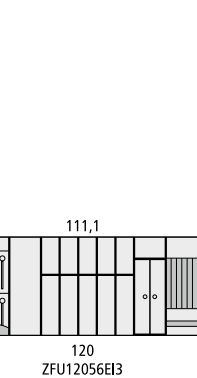
DRAWER EQUIPMENT

Cutlery insert Carcase depth 56 / 66 cm		Description	Order details			
			Width cm	Items	Hinged	
 	<p>Cutlery insert carcase: d. 66 cm laminate carbon grey</p>	30	Z B 30 66 CG	NEW		
		40	Z B 40 66 CG			
		45	Z B 45 66 CG			
		50	Z B 50 66 CG			
		60	Z B 60 66 CG			
		80	Z B 80 66 CG			
		90	Z B 90 66 CG			
		100	Z B 100 66 CG			
 	<p>Spice container insert without spice containers carcase: d. 56 cm laminate carbon grey for spice containers max. length 15,4 cm</p>	45	Z GD 45 56 CG	NEW		
		50	Z GD 50 56 CG			
		60	Z GD 60 56 CG			
 	<p>Varia-Orgaset T laminate translucent smoke grey carcase: d. 56 cm tray inserts with crosswise dividers</p>	30	Z B 30 56 TR	NEW		
		40	Z B 40 56 TR			
		45	Z B 45 56 TR			
 	<p>Varia-Orgaset T laminate translucent smoke grey carcase: d. 56 cm tray inserts with crosswise dividers and knife holder</p>	50	Z B 50 56 TR	NEW		
		60	Z B 60 56 TR			
		80	Z B 80 56 TR			
		90	Z B 90 56 TR			
		100	Z B 100 56 TR			
		120	Z B 120 56 TR			


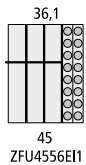
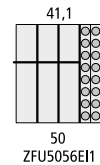

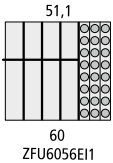
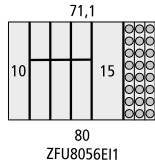
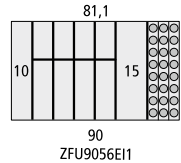

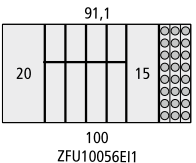
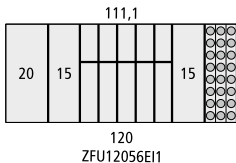


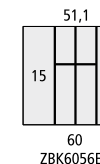



DRAWER EQUIPMENT

Carcase depth 56 / 66 cm	Description	Width cm	Order details	
			Items	Hinged
	<p>Partition frame for drawer can be used vertically carcase: d. 56 cm WxHxD: 10x5x47,2 cm metal frame, carbon grey 1 adjustable partition wall, laminare carbon grey</p> <p>Planning: For individual planning of drawer partitioning.</p>	10	Z URS 10 CG	NEW
	<p>Partition frame for drawer can be used vertically carcase: d. 56 cm WxHxD: 20x5x47,2 cm metal frame, carbon grey 1 adjustable partition wall, laminare carbon grey</p> <p>Planning: For individual planning of drawer partitioning.</p>	20	Z URS 20 CG	NEW
	<p>Functional insert for drawer laminate black, width 27,7 cm carcase: d. 56 cm WxHxD: 27,7x5x47,2 cm laminare frame with fixed division</p> <p>Planning: For individual planning of drawer partitioning. Suitable for drawers from carcase width 40 cm.</p>	27,7	Z FU 28 SZ	NEW
	<p>Functional insert for drawer laminate black, width 17,7 cm carcase: d. 56 cm WxHxD: 17,7x5x47,2 cm laminare frame with fixed division</p> <p>Planning: For individual planning of drawer partitioning. Suitable for drawers from carcase width 30 cm.</p>	17,7	Z FU 18 SZ	NEW
	<p>Built-in scales, for hooking in drawer and pull-out weighting range 0-5000 g colour: aluminium/black extendable surface width, suitable for 40, 45 and 50 cm unit width, depth 26 cm</p>	40 45 50	Z EW 40 Z EW 45 Z EW 50	
 <p>Sketch = L</p>	<p>All-purpose electrical slicer for drawer, silver-coloured mounting on site, into standard drawer installation measure: WxHxD:34,2x7,5x37 cm 0,75 m mains connection cable Euro flat plug</p> <p>Planning: For C1/C2/C5 with cabinets in widths of 45, 50 and 60 cm. Only suitable for 56 cm carcase depth. Cannot be fitted in conjunction with 1.6 cm worktop. Bread sliced from left/right = hinged on L/R</p>		Z SAE	L/R
 <p>Sketch = L</p>	<p>All-purpose electrical slicer for drawer, silver-coloured mounting on site, into standard drawer installation measure: WxHxD: 39x7,5x37 cm 0,75 m mains connection cable Euro flat plug</p> <p>Planning: For X1/X2 with cabinets in widths of 50 and 60 cm. Can only be fitted in conjunction with worktops in a thickness of up to 4 cm and 56 cm carcase depth. Bread sliced from left/right = hinged on L/R</p>		XZ SAE	L/R


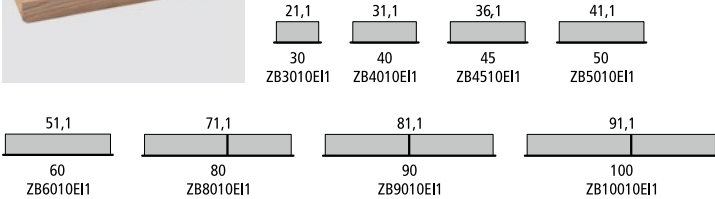


















DRAWER EQUIPMENT

Natural oak Carcase depth 56 cm		Description	Width cm	Order details
				Items Hinged
		Set of china storage bowls height 6 cm, 4 pieces carcase: d. 56 cm 4 small bowls with lids in natural oak 1 support frame, natural oak Planning: Also suitable for drawers.	11,4	Z V 11 6 E1 NEW
		Cutlery insert, natural oak carcase: d. 56 cm Planning: For individual planning, the „Accessories - cutlery insert“ can be positioned on the fields bearing the numbers 10/15/20.		Z B 30 56 E1 NEW Z B 40 56 E1 Z B 45 56 E1 Z B 50 56 E1 Z B 60 56 E1 Z B 80 56 E1 Z B 90 56 E1 Z B 100 56 E1 Z B 120 56 E1
		Functional insert for drawer natural oak carcase: d. 56 cm 1 cutlery insert 1 knife block insert 1 insert for kitchen rolls		Z B 50 56 E1 Z B 60 56 E1 Z B 80 56 E1 Z B 90 56 E1 Z B 100 56 E1 Z B 120 56 E1
		Functional insert for drawer natural oak carcase: d. 56 cm 1 cutlery insert 1 knife block insert 1 insert for kitchen rolls		Z F U 50 56 E2 NEW Z F U 60 56 E2
		Functional insert for drawer natural oak carcase: d. 56 cm 1 cutlery insert 1 knife block insert 1 insert for kitchen rolls spice containers, ø 5 cm		Z F U 80 56 E2 NEW Z F U 90 56 E2 Z F U 100 56 E2 Z F U 120 56 E2
		Functional insert for drawer natural oak carcase: d. 56 cm 1 cutlery insert 2 trivets for pans 1 chopping board, maple 1 knife block insert 1 insert for kitchen rolls		Z F U 100 56 E3 NEW Z F U 120 56 E3


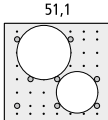


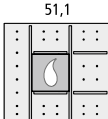


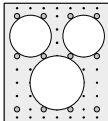


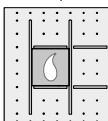

DRAWER EQUIPMENT

Natural oak Carcase depth 46 / 56 cm		Description	Width cm	Order details
				Items
				Hinged
	 36,1 45 ZFU4556E11	 41,1 50 ZFU5056E11	45 50	Z FU 45 56 E11 Z FU 50 56 E11
Functional insert for drawer natural oak carcase: d. 56 cm 1 cutlery insert 16 spice containers, ø 5 cm				NEW
	 51,1 60 ZFU6056E11	 71,1 10 15 80 ZFU8056E11	60 80	Z FU 60 56 E11 Z FU 80 56 E11
Functional insert for drawer natural oak carcase: d. 56 cm 1 cutlery insert 24 spice containers, ø 5 cm Planning: For individual planning, the „Accessories - cutlery insert“ can be positioned on the fields bearing the numbers 10/15/20.		 81,1 10 15 90 ZFU9056E11	90	Z FU 90 56 E11
Functional insert for drawer natural oak carcase: d. 56 cm 1 cutlery insert 24 spice containers, ø 5 cm Planning: For individual planning, the „Accessories - cutlery insert“ can be positioned on the fields bearing the numbers 10/15/20.				NEW
	 91,1 20 15 100 ZFU10056E11	 111,1 20 15 15 120 ZFU12056E11	100 120	Z FU 100 56 E11 Z FU 120 56 E11
Functional insert for drawer natural oak carcase: d. 56 cm 1 cutlery insert 24 spice containers, ø 5 cm Planning: For individual planning, the „Accessories - cutlery insert“ can be positioned on the fields bearing the numbers 10/15/20.				NEW
	 41,1 15 15 50 ZBK5056E11	 51,1 15 15 60 ZBK6056E11	50 60	Z BK 50 56 E11 Z BK 60 56 E11
Insert for cutlery and cooking utensil, natural oak carcase: d. 56 cm Planning: For individual planning, the „Accessories - cutlery insert“ can be positioned on the fields bearing the numbers 10/15/20.				NEW
	 16,4 15		16,4	Z USE 15 EI
U-tray insert natural oak, width 16,4 cm carcase: d. 56 cm LxWxH: 47,2x16,4x5,3 cm Planning: Suitable for drawers from carcass width 30 cm. The spice container insert ZGD15CG, the insert for kitchen rolls ZFRE15EI and the knife block insert ZMBE15EI can be positioned in the U-tray insert.				NEW
			30	Z FA 3 EI
Bottle rack natural oak, width 30 cm rack for 3 bottles, ø 6-8,8 cm, max. length 37,5 cm Planning: Only suitable for 30 cm carcass width. The rack can also be fitted in the top internal drawer of the pull-out larder base units.				NEW





DRAWER EQUIPMENT

Natural oak Carcase depth 66 cm		Description	Width cm	Order details	
				Items Hinged	
 		Depth adjustment cutlery insert natural oak, depth 10 cm for carcase depth 66 cm		30 Z B 30 10 E11 NEW 40 Z B 40 10 E11 45 Z B 45 10 E11 50 Z B 50 10 E11 60 Z B 60 10 E11 80 Z B 80 10 E11 90 Z B 90 10 E11 100 Z B 100 10 E11	
	Accessories – cutlery insert Carcase depth 56 cm		Description	Width cm	Order details
	 		16 spice containers, ø 5 cm carbon grey, width 10 cm carcase: d. 56 cm without spices with labels for spice containers with spice container insert Planning: Is positioned on a free field (10).	 10	Z GD 10 CG NEW
		 		24 spice containers, ø 5 cm carbon grey, width 15 cm carcase: d. 56 cm without spices with labels for spice containers with spice container insert Planning: Is positioned on a free field (15). Can also be combined with the U-tray insert.	 15
	 			32 spice containers, ø 5 cm carbon grey, width 20 cm carcase: d. 56 cm without spices with labels for spice containers with spice container insert Planning: Is positioned on a free field (20).	 20
		 		Insert for kitchen rolls natural oak, width 15 cm carcase: d. 56 cm for 2 rolls with aluminium cover Planning: Is positioned on a free field (15). Can also be combined with the U-tray insert.	 15
	 			Knife block insert natural oak, width 15 cm carcase: d. 56 cm without knives Planning: Is positioned on a free field (15). Can also be combined with the U-tray insert.	 15
		 		Trivet for pans and chopping board maple, width 20 cm carcase: d. 56 cm 2 trivets for pans, stainless steel 1 chopping board, maple Planning: Is positioned on a free field (20).	 20

PULL-OUT EQUIPMENT










Natural oak Carcase depth 56 / 66 cm		Description	Width cm	Order details Items	Hinged
  <p>51,1 60 ZLRS6056EI</p>	<p>Perforated baseboard with rods natural oak carcase: d. 56 cm 1 set of rods without plates</p> <p>Planning: Number of rods ZLRS6056EI = 8 pieces ZLRS8056EI = 12 pieces ZLRS9056EI = 12 pieces ZLRS10056EI = 16 pieces ZLRS12056EI = 16 pieces</p>		60	Z LRS 60 56 EI	NEW
			80	Z LRS 80 56 EI	
			90	Z LRS 90 56 EI	
			100	Z LRS 100 56 EI	
			120	Z LRS 120 56 EI	
  <p>51,1 60 ZLTS6056EI</p>	<p>Perforated baseboard with set of separation elements, natural oak carcase: d. 56 cm 1 perforated baseboard 2 long separation elements 4 short separation elements 1 drainer, stainless steel</p>		60	Z LTS 60 56 EI	NEW
			80	Z LTS 80 56 EI	
			90	Z LTS 90 56 EI	
			100	Z LTS 100 56 EI	
			120	Z LTS 120 56 EI	
  <p>51,1 60 ZLRS6066EI</p>	<p>Perforated baseboard with rods natural oak carcase: d. 66 cm 1 set of rods without plates</p> <p>Planning: Number of rods ZLRS6066EI = 12 pieces ZLRS8066EI = 16 pieces ZLRS9066EI = 16 pieces ZLRS10066EI = 20 pieces</p>		60	Z LRS 60 66 EI	NEW
			80	Z LRS 80 66 EI	
			90	Z LRS 90 66 EI	
			100	Z LRS 100 66 EI	
  <p>51,1 60 ZLTS6066EI</p>	<p>Perforated baseboard with set of separation elements, natural oak carcase: d. 66 cm 1 perforated baseboard 2 long separation elements 4 short separation elements 1 drainer, stainless steel</p>		60	Z LTS 60 66 EI	NEW
			80	Z LTS 80 66 EI	
			90	Z LTS 90 66 EI	
			100	Z LTS 100 66 EI	

PULL-OUT EQUIPMENT



Natural oak Carcase depth 56 / 66 cm	Description	Width cm	Order details	
			Items	Hinged
 11,4	Set of china storage bowls height 17,2 cm, 4 pieces carcase: d. 56 cm 4 large bowls with lids in natural oak 1 support frame, natural oak	11,4	ZV 11 17 EI	NEW
 11,4	Set of china storage bowls height 12,5 cm, 4 pieces carcase: d. 56 cm 4 medium-sized bowls with lids in natural oak 1 support frame, natural oak	11,4	ZV 11 12 EI	NEW
 56 60	Wooden tray oak, base with anti-slip coating, white LxWxH: 56x30x5,5 cm for hooking in 60 cm wide pull-outs	60	Z TAB 60 EI	
 28	Bread crock, ceramic white multiplex wooden cover, oak LxWxH: 45x28x17,4 cm from carcase width 40 cm	28	Z BTK 28 45	

Carcase depth 35 / 46 / 56 / 66 cm	Description	Width cm	Order details	
			Items	Hinged
	Crosswise divider set for pull-out carcase: d. 46/56/66 cm 4 crosswise dividers agate grey	30	Z QT 30 AG	NEW
	Cross+lengthwise divider set for pull-out carcase: d. 35/46/56/66 cm 2 crosswise dividers agate grey 4 lengthwise dividers agate grey Planning: For IZBKD..56RE, IZBKD..56GL, IZBKD..56BC not possible.	 40 45 50 60	Z QT 40 AG Z QT 45 AG Z QT 50 AG Z QT 60 AG	NEW
	Cross+lengthwise divider set for pull-out carcase: d. 35/46/56/66 cm 2 crosswise dividers agate grey 6 lengthwise dividers agate grey	80 90 100 120	Z QT 80 AG Z QT 90 AG Z QT 100 AG Z QT 120 AG	NEW








PULL-OUT EQUIPMENT

Carcase depth 46 / 56 / 66 cm	Description	Width cm	Order details	
			Items	Hinged
	<p>Lid holder, agate grey</p> <p>Planning: Installation on the frames of the pull-out.</p> <p>Distance to the front can be varied. Lids can be stacked behind one another, also possible for large pan lids with ø 30 cm.</p>		<p>60 Z TH 60 AG</p> <p>80 Z TH 80 AG</p> <p>90 Z TH 90 AG</p> <p>100 Z TH 100 AG</p> <p>120 Z TH 120 AG</p>	NEW
	<p>Partition frame for pull-out can be used vertically and horizontally carcase: d. 46/56/66 cm WxHxD: 22x11x37 cm metal frame, carbon grey, magnetic on one side 1 adjustable partition wall, laminare carbon grey</p>	22	Z URZ 22 CG	NEW
	<p>Partition frame for pull-out can be used vertically and horizontally carcase: d. 46/56/66 cm WxHxD: 24x11x27 cm metal frame, carbon grey, magnetic on one side 1 adjustable partition wall, laminare carbon grey</p>	24	Z URZ 24 CG	NEW
	<p>Pantry box for storing fruit and vegetables carcase: d. 56 cm plastic box, white pull-out 60 cm for hooking in with sliding glass cover external measurement: HxWxD 56x23,2x49,1 cm internal measurement: HxWxD 50,7x20,5x46 cm 1 plastic grid, removable 1 plastic insert with handle, removable WxHxD: 24,2x12x24,2 cm height with handle: 18,1 cm</p> <p>Planning: Can be planned for pull-outs from front height of 32,1 cm, not possible for internal pull-outs.</p>		60 Z PB 60 56	
	<p>Plate rack set 2 plate racks anthracite coloured individually adjustable for plate diameter 18-32 cm L: 25-40 cm, W: 17 cm, H: 17 cm</p>		Z TH	
	<p>Accessory set h. 21,2 cm for cooking utensils for 30 cm wide pull-out larder base unit 2 boxes 1 L, 2 boxes 2 L 2 lids to fit 1 L and 2 L boxes 1 box 2,1 L, 2 small dividers 1 anti-slip mat</p> <p>Planning: Box dimensions (HxWxD) box 1 L (9,5x11,5x15 cm) / box 2 L (19,5x11,5x15 cm) box 2,1 L (9,5x11,5x30 cm) with lid, +1,7 cm in height.</p>		30 Z AS KU	NEW

DRAWER/PULL-OUT EQUIPMENT

Carcase depth 35 / 46 / 56 / 66 cm	Description	Order details		
		Width cm	Items	Hinged
	Anti-slip mat for drawers and pull-outs for carcase depth 35 cm laminate carbon grey	21,1	Z EM 30 35 CG	NEW
		31,1	Z EM 40 35 CG	
		36,1	Z EM 45 35 CG	
		41,1	Z EM 50 35 CG	
		51,1	Z EM 60 35 CG	
		71,1	Z EM 80 35 CG	
		81,1	Z EM 90 35 CG	
		91,1	Z EM 100 35 CG	
		111,1	Z EM 120 35 CG	
			Anti-slip mat for internal/drawers + internal/pull-outs for carcase depth 46 cm laminate carbon grey	
31,1	Z EM 40 46 CG			
36,1	Z EM 45 46 CG			
41,1	Z EM 50 46 CG			
51,1	Z EM 60 46 CG			
71,1	Z EM 80 46 CG			
81,1	Z EM 90 46 CG			
91,1	Z EM 100 46 CG			
111,1	Z EM 120 46 CG			
	Anti-slip mat for internal/drawers + internal/pull-outs for carcase depth 56 cm laminate carbon grey			21,1
		31,1	Z EM 40 56 CG	
		36,1	Z EM 45 56 CG	
		41,1	Z EM 50 56 CG	
		51,1	Z EM 60 56 CG	
		71,1	Z EM 80 56 CG	
		81,1	Z EM 90 56 CG	
		91,1	Z EM 100 56 CG	
		111,1	Z EM 120 56 CG	
			Anti-slip mat for internal/drawers and pull-outs for carcase depth 66 cm laminate carbon grey	21,1
31,1	Z EM 40 66 CG			
36,1	Z EM 45 66 CG			
41,1	Z EM 50 66 CG			
51,1	Z EM 60 66 CG			
71,1	Z EM 80 66 CG			
81,1	Z EM 90 66 CG			
91,1	Z EM 100 66 CG			
	Anti-slip mat for int. drawers and internal pull-outs with spacer strip for carcase depth 56 cm laminate carbon grey	38,6	Z EM D 50 56 CG	NEW
		48,6	Z EM D 60 56 CG	

ACCESSORIES

	Description	Width cm	Order details	
			Items	Hinged
	<p>Metal protection shield for base unit for sink carcase: d. 56 cm light metal plate, at side and back with raised edge angled down at front to cover bottom edge</p> <p>Planning: Installation at the factory or on site. No width and depth reduction possible at factory.</p>	<p>45 50 60</p>	<p>Z SB1 45 Z SB1 50 Z SB1 60</p>	
	<p>Metal protection shield for 2-door base unit for sink carcase: d. 56 cm light metal plate, at side and back with raised edge angled down at front to cover bottom edge</p>	<p>80 90 100 120</p>	<p>Z SB1 80 Z SB1 90 Z SB1 100 Z SB1 120</p>	
	<p>Towel holder knob, round, retracting, 4 pcs knob ø 1,95 cm, h. 2 cm, lamine stainless steel col. knob projects by 0,7 cm when extended hook can be retracted by turning the knob hole diameter ø 1,2 cm drilling depth at least 1,8 cm</p> <p>Planning: Installation on site.</p>			Z HH KV 4
	<p>Towel rail 1 tube 2 supports 2 end caps</p> <p>Planning: Mounted on carcase sides, recess back panels. Tube can be shortened.</p>	<p>60 120</p>	<p>Z HRS 60 Z HRS 120</p>	
	<p>Portable bottle rack agate grey, for 8 bottles WxHxD: 20x31x41 cm</p> <p>Planning: For 30 cm wide pull-out.</p>			Z FLK
	<p>Baking sheet holder HxWxD: 12,5x14x36 cm 2 shaped wire parts, chrome-plated 3 tiers for storing baking sheets, f. unit widths 50, 60 cm</p> <p>Planning: Installation on site. Installation in base units and tall units.</p>			Z BH
	<p>Spice rack for 12 spice cont. agate grey WxHxD: 20x43x6,5 cm without spice containers, for wall unit width 30/40 cm</p>	20	Z GO 12	
	<p>Spice rack for 24 spice cont. agate grey WxHxD: 38x43x6,5 cm without spice containers, for wall unit width 45/50/60 cm</p>	38	Z GO 24	






















VALUE-ADDING FEATURES FLEX-BOXES







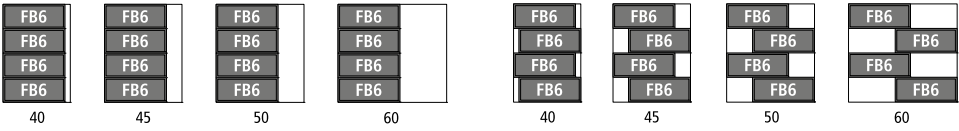


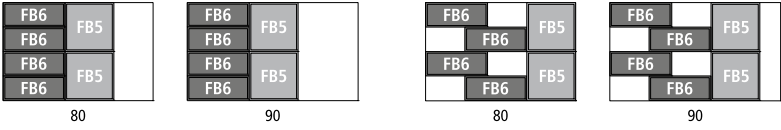
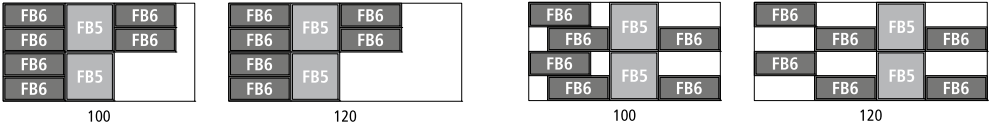
THE KITCHEN'S ELEGANT LOOK ON THE OUTSIDE places particular demands on organisation behind the fronts. And to continue the thread of perfect order where the eye doesn't always see, there's a modern, innovative solution for storing and keeping contents neat and tidy: the Flex Boxes.

THE PRACTICAL BOXES are precisely tailored to the size of the units, extremely versatile and flexible in use. Stackable and positioned wherever you choose, they hold even the smallest of things. At the same time, the spaces that are created between them provide a place for storing pots and pans. When it comes to organising and keeping things together, Flex Boxes do a great job in wall and tall units too.


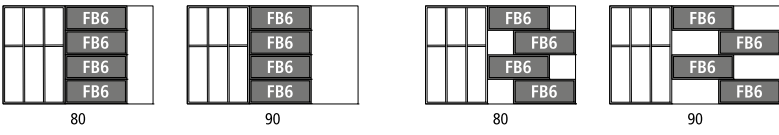

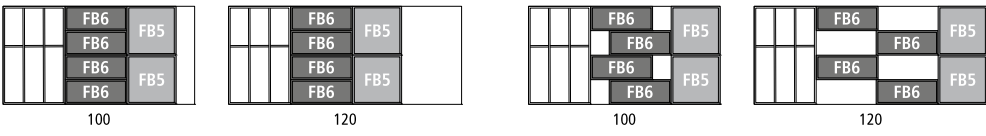
FLEX-BOXES

Natural oak Carcase depth 35 / 46 / 56 / 66 cm		Description	Width cm	Order details	
				Items	Hinged
		<p>Flex-Box 1, natural oak carcase: d. 56/66 cm LxWxH: 47,2x23,6x10,3 cm</p> <p>Planning: Suitable for pull-out units from carcase width 40 cm. Suitable for H.60..VEHM. Stackable to FB1.</p>		FB 1	
		<p>Flex-Box 2, natural oak carcase: d. 46/56/66 cm LxWxH: 33,6x23,6x10,3 cm</p> <p>Planning: Suitable for pull-out units from carcase width 40 cm. Suitable for H.40..BAH, H.40..BAHM, H.40..VEHM, H.50..VEHM. Stackable to FB1 and FB2.</p>		FB 2	
		<p>Flex-Box 3, natural oak carcase: d. 35/46/56/66 cm LxWxH: 23,6x23,6x10,3 cm</p> <p>Planning: Suitable for pull-out units from carcase width 40 cm and wall units with shelves. Suitable for H.30..BAH, H.30..BAHM, H.30..VEHM. Stackable to FB1, FB2 and FB3.</p>		FB 3	
		<p>Flex-Box 4, natural oak carcase: d. 46/56/66 cm LxWxH: 29,9x11,8x10,3 cm</p> <p>Planning: Suitable for pull-out units from carcase width 30 cm. Suitable for H.40..BAH, H.40..BAHM.</p>		FB 4	
		<p>Flex-Box 5, natural oak carcase: d. 35/46/56/66 cm LxWxH: 23,6x23,6x5,3 cm</p> <p>Planning: Suitable for drawers from carcase width 40 cm and wall units with shelves. Stackable to FB1, FB2 and FB3.</p>		FB 5	
		<p>Flex-Box 6, natural oak carcase: d. 46/56/66 cm LxWxH: 30x11,8x5,3 cm</p> <p>Planning: Suitable for drawers from carcase width 30 cm and wall units with shelves. Stackable to FB4.</p>		FB 6	
		<p>Flex-Box cutlery insert, natural oak carcase: d. 56 cm WxHxD: 30x5,3x47,2 cm</p> <p>Planning: Suitable for drawers from carcase width 40 cm. For combinations with Flex-Boxes.</p>		FBB 1	


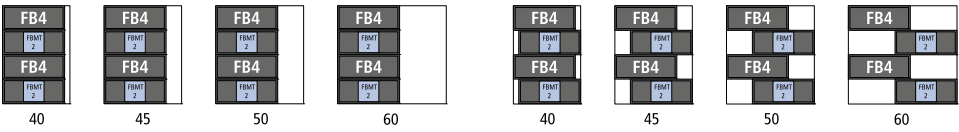

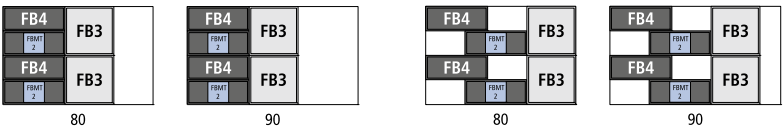

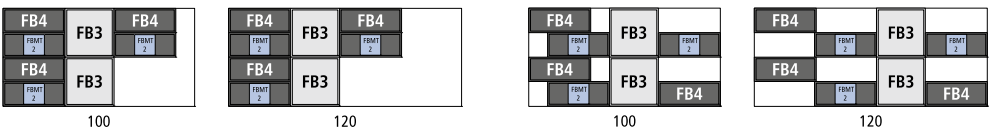

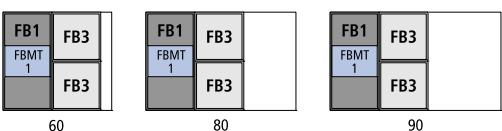
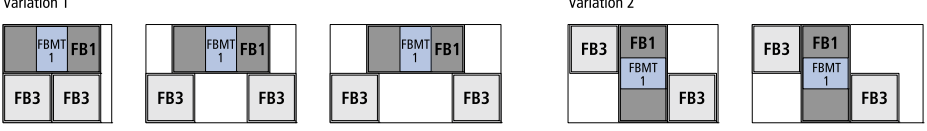
FLEX-BOXES / FLEX-BOXES FOR DRAWERS

		Width cm	Order details	
			Items	Hinged
Metal carbon grey				
	Metal division for Flex-Boxes LxWxH: 22x15x8,9 cm metal, carbon grey Planning: Suitable for FB1, FB2 and FB3.		FBMT 1	
			Metal division for Flex-Boxes LxWxH: 10,2x10x8,9 cm metal, carbon grey Planning: Suitable for FB4.	FBMT 2
Natural oak for drawers				
Carcase depth 56 cm				
	Flex-Box set 4 for drawers natural oak carcase: d. 56 cm 4 Flex-Boxes FB6	Variation 1 	FBS S4	
			Flex-Box set 6 for drawers natural oak carcase: d. 56 cm 4 Flex-Boxes FB6 2 Flex-Boxes FB5	FBS S6
		Variation 1 	FBS S8	
	Flex-Box set 8 for drawers natural oak carcase: d. 56 cm 6 Flex-Boxes FB6 2 Flex-Boxes FB5			


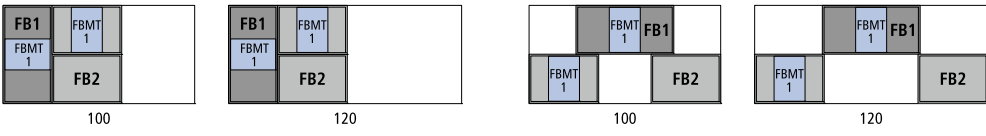

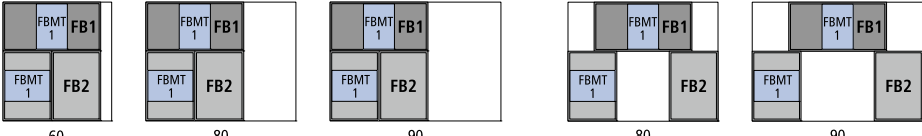

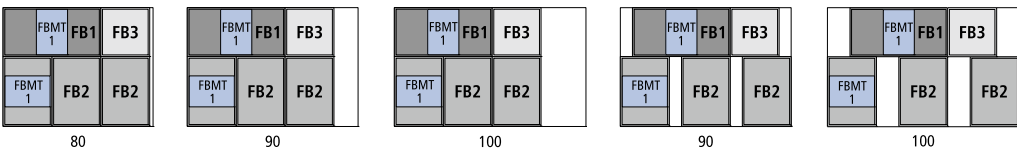

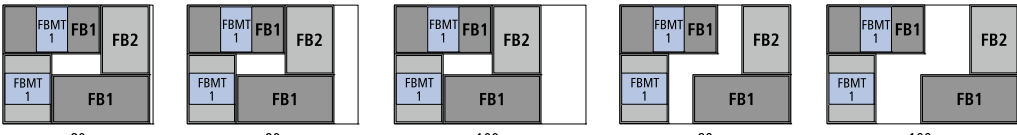
FLEX-BOXES FOR DRAWERS

Natural oak for drawers Korpustiefe 56 cm	Description	Width cm	Order details	
			Items	Hinged
  <p>Variation 1</p>	<p>Flex-Box set 5 for drawers natural oak carcasse: d. 56 cm 1 Flex-Box cutlery insert FBB1 4 Flex-Boxes FB6</p>		FBS S5	
  <p>Variation 1</p>	<p>Flex-Box set 7 for drawers natural oak carcasse: d. 56 cm 1 Flex-Box cutlery insert FBB1 4 Flex-Boxes FB6 2 Flex-Boxes FB5</p>		FBS S7	

FLEX-BOXES FOR PULL-OUTS

Natural oak for pull-outs Carcase depth 56 cm		Description	Order details	
			Width cm	Items Hinged
		Flex-Box set 6 for pull-outs natural oak carcase: d. 56 cm 4 Flex-Boxes FB4 2 metal divisions FBMT2	40	FBZ S6
Variation 1 		45 50 60		
		Flex-Box set 8 for pull-outs natural oak carcase: d. 56 cm 4 Flex-Boxes FB4 2 metal divisions FBMT2 2 Flex-Boxes FB3	80	FBZ S8
Variation 1 		90		
		Flex-Box set 11 for pull-outs natural oak carcase: d. 56 cm 6 Flex-Boxes FB4 3 metal divisions FBMT2 2 Flex-Boxes FB3	100	FBZ S11
Variation 1 		120		
		Flex-Box set 4 for pull-outs natural oak carcase: d. 56 cm 1 Flex-Box FB1 1 metal division FBMT1 2 Flex-Boxes FB3	60	FBZ S4
Variation 1 		80 90		
Variation 2 		80 90		

FLEX-BOXES FOR PULL-OUTS

Natural oak for pull-outs Carcase depth 56 / 66 cm		Description	Order details					
			Width cm	Items Hinged				
	<p>Flex-Box set 5 for pull-outs natural oak carcase: d. 56 cm 1 Flex-Box FB1 2 Flex-Boxes FB2 2 metal divisions FBMT1</p>	<p>Variation 1</p> 	100	120	FBZ S5			
						100	120	
	<p>Flex-Box set 5 for pull-outs natural oak carcase: d. 66 cm 1 Flex-Box FB1 2 Flex-Boxes FB2 2 metal divisions FBMT1</p>	<p>Variation 1</p> 	80	90	FBZ S5			
						60	80	90
	<p>Flex-Box set 7 for pull-outs natural oak carcase: d. 66 cm 1 Flex-Box FB1 3 Flex-Boxes FB2 1 Flex-Box FB3 2 metal divisions FBMT1</p>	<p>Variation 1</p> 	80	90	100	90	100	FBZ S7
	<p>Flex-Box set 6-2 for pull-outs natural oak carcase: d. 66 cm 2 Flex-Boxes FB1 2 Flex-Boxes FB2 2 metal divisions FBMT1</p>	<p>Variation 1</p> 	80	90	100	90	100	FBZ S6-2






VALUE-ADDING FEATURES PANEL SYSTEM



EVERYTHING IN FAST, EASY REACH: with the midway recess system! Whether knives, fresh herbs or spice jars – cooking utensils are perfectly placed for wherever they're needed. The special holder for the tablet computer keeps both hand free when cooking from a recipe.

THE PANEL SYSTEM provides the answer to making intelligent use of redundant wall spaces. For a touch of freshness, there's the panel garden, a planter for herbs that simply hooks into the recess system's intermediate profile. Optional LED lighting helps to keep herbs fresh for longer – this is particularly recommended in darker parts of the kitchen. Controlled by a timer, the light provides 14 hours of illumination – the perfect solution for urban gardeners.





PANEL ACCESSORIES

Accessories Stainless steel coloured or Onyx black		Description	Width cm	Order details	
				Items	Hinged
		Holder for tablet computer stainless steel coloured WxHxD: 20x30,6x10,4 cm holder can also be placed on the worktop individual positioning of the tablet computer with separately supplied felt strips		PHT 20	
		Holder for tablet computer onyx black WxHxD: 20x30,6x10,4 cm holder can also be placed on the worktop individual positioning of the tablet computer with separately supplied felt strips		PHT 20 OS	
		Holder for kitchen roll stainless steel coloured WxHxD: 30x18,5x14,5 cm		PHKR 30	
		Holder for kitchen roll onyx black WxHxD: 30x18,5x14,5 cm		PHKR 30 OS	
		Hook rail with 6 hooks for cooking utensils stainless steel coloured WxHxD: 30x6,5x3,5 cm		PHL 30	
		Hook rail with 6 hooks for cooking utensils onyx black WxHxD: 30x6,5x3,5 cm		PHL 30 OS	
		Hook set stainless steel coloured 3 hooks WxHxD: 1,5x5,5x1,2 cm		PHS	
		Hook set onyx black 3 hooks WxHxD: 1,5x5,5x1,2 cm		PHS OS	
		Knife block for 6 knives stainless steel coloured natural oak WxHxD: 30x34x6,5 cm Planning: Cannot be planned in combination with Emotion LED recess lighting PLDENZP and recess height of 48,1 cm.		PMB 6 30 EI	
		Knife block for 6 knives onyx black natural oak WxHxD: 30x34x6,5 cm		PMB 6 30 EI OS	
		Magnetic knife block for 6 knives stainless steel coloured natural oak WxHxD: 30x12,5x4 cm		PMB 6 M 30 EI	
		Magnetic knife block for 6 knives onyx black natural oak WxHxD: 30x12,5x4 cm		PMB 6 M 30 EI OS	


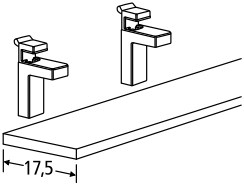
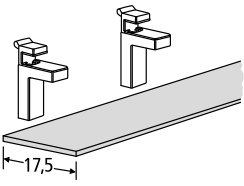

PANEL ACCESSORIES

Accessories Stainless steel coloured or Onyx black		Description	Width cm	Order details	
				Items	Hinged
		Magnetic holder for 15 spice containers natural oak WxHxD: 18,4x30,6x1,5 cm magnets for holding the spice containers 16 spice containers included		PHG 15 M 18 EI	NEW
		Magnetic holder for 15 spice containers stainless steel coloured WxHxD: 18,4x30,6x0,4 cm magnet panel in black for holding the spice containers 16 spice containers included		PHG 15 M 18	NEW
		Magnetic holder for 15 spice containers onyx black WxHxD: 18,4x30,6x0,4 cm magnet panel in black for holding the spice containers 16 spice containers included		PHG 15 M 18 OS	NEW
		Cup for cooking utensils stainless steel coloured WxHxD: 10x30x10 cm 1 china bowl, height 12,5 cm		PKK 10	
		Cup for cooking utensils onyx black WxHxD: 10x30x10 cm 1 china bowl, height 12,5 cm		PKK 10 OS	
		Storage shelf for vinegar/oil stainless steel coloured WxHxD: 20x30x10 cm		PAEO 20	
		Storage shelf for vinegar/oil onyx black WxHxD: 20x30x10 cm		PAEO 20 OS	
		Suspended shelf stainless steel coloured WxHxD: 60x18x10 cm shelf positioned 18 cm below the intermediate profile		PBA 60	
		Suspended shelf onyx black WxHxD: 60x18x10 cm shelf positioned 18 cm below the intermediate profile		PBA 60 OS	
		Level shelf stainless steel coloured WxHxD: 60x1x10 cm shelf positioned at height of the intermediate profile		PBG 60	
		Level shelf onyx black WxHxD: 60x1x10 cm shelf positioned at height of the intermediate profile		PBG 60 OS	

PANEL ACCESSORIES

Accessories Stainless steel coloured or Onyx black	Description	Width cm	Order details	
			Items	Hinged
	<p>Set of china bowls, 6 pieces 4 small bowls, height 6 cm 2 large bowls, height 12,5 cm</p>		CUPS -6	
	<p>Panel garden without lighting stainless steel coloured WxHxD: 50x30,5x16,4 cm 1 panel garden container laminate onyx black WxHxD: 49x11,3x14,8 cm</p> <p>Info: This holder for plant pots simply hooks into recess system's intermediate profile. Although the plants need sufficient daylight, they can be provided with additional light from the LED recess lighting or the wall unit lighting.</p>		PG 50	
	<p>Panel garden without lighting onyx black WxHxD: 50x30,5x16,4 cm 1 panel garden container laminate onyx black WxHxD: 49x11,3x14,8 cm</p>		PG 50 OS	
	<p>Panel garden with lighting stainless steel coloured, 4,8W energy efficiency class A+ light col. temp. approx. 6000 K lumens: 325 lm 1 converter 230V/12V/15W integrated timer, 14 hours on, 10 hours off 0,1 m cable connection with LED plug 1,8 m connection cable LED jack/LED plug 2 m mains connection cable with Euro plug WxHxD: 50x44,2x16,4 cm 1 panel garden container, laminate onyx black WxHxD: 49x11,3x14,8 cm</p> <p>Planning: Cannot be planned in combination with Emotion LED recess lighting PLDENZP. Storage space for converter must be provided on site.</p> <p>Info: This holder for plant pots is hooked into recess system's intermediate profile by means of an additional component. A special LED light helps herbs to last longer – this makes particular sense in darker parts of the kitchen. The lighting is controlled by a timer that leaves the light on for 14 hours and then switches it off for 10 hours.</p>		PGB 50	
	<p>Panel garden with lighting onyx black, 4,8 W energy efficiency class A+ light col. temp. approx. 6000 K lumens: 325 lm 1 converter 230V/12V/15W integrated timer, 14 hours on, 10 hours off 0,1 m cable connection with Euro LED plug 1,8 m connection cable LED jack/LED plug 2 m mains connection cable with Euro plug WxHxD: 50x44,2x16,4 cm 1 panel garden container, laminate onyx black WxHxD: 49x11,3x14,8 cm</p>		PGB 50 OS	

PANEL ACCESSORIES

Accessories	Description	Width cm	Order details	
			Items	Hinged
	Recess open shelf unit carcass: h. 30 cm, d. 14,5 cm width 60 cm 1 fixed shelf Planning: Measurements cannot be changed.	60	PNR 60	
	Support panel shelf 1,6 cm with 2 shelf supports PWBT length 25-60 cm, d. 17,5 cm	25 - 60	PWB 16 60 18	
	Support panel shelf 1,6 cm with 2 shelf supports PWBT length 60,1-120 cm, d. 17,5 cm	60,1 - 120	PWB 16 120 18	
	Support panel shelf 1,6 cm with 3 shelf supports PWBT length 120,1-180 cm, d. 17,5 cm	120,1 - 180	PWB 16 180 18	
	Glass shelf 0,8 cm, clear safety glass, w. 2 shelf supports PWBT length 60 cm, d. 17,5 cm	60	PGB 8 60 18	
	Glass shelf 0,8 cm, clear safety glass, w. 2 shelf supports PWBT length 90 cm, d. 17,5 cm	90	PGB 8 90 18	
	Glass shelf 0,8 cm, clear safety glass, w. 2 shelf supports PWBT length 120 cm, d. 17,5 cm	120	PGB 8 120 18	
	Shelf support for panel system thickn. 0,8-2,5 cm, depth 17,5 cm stainless steel coloured load 6 kg per shelf support	piece	PWBT	

Recess open shelf unit

Order detail: Open shelf unit colour | see overview of colours on page 36

		L1 - Satin lacquer	L7 - Matt velvet lacquer	
--	--	--------------------	--------------------------	--

Support panel shelf 1,6 cm

Order detail: Support panel colour | see overview of colours on page 36

K1 - Laminate Not available: K650 / K715/ K790	K5 - Laminate structure			
U1 - Design laminate	K6 - Laminate synchr. pore			
	K2 - Laminate high gloss			

VALUE-ADDING FEATURES
PANEL SYSTEM












VALUE-ADDING FEATURES ORGAWALL



ORGANISED DOWN TO EVERY LAST DETAIL. Where to put the key, tablet computer or newspaper? The OrgaWall turns the kitchen into a workstation, the centre of life!

INTEGRATED ON THE SIDE PANEL WHILE ALSO SAVING SPACE, the system makes perfect use of clear carcass surfaces. The delicate-looking panel profiles are easily fitted with a variety of organisational elements, such as key rack, tablet computer or newspaper holder, helping to keep everyday items neatly in their place. In conjunction with cable box and inductive charging station, it also provides space-saving storage for digital terminal devices while also functioning as an integrated charging point for smartphone, iPad etc.



ORGAWALL – ACCESSORIES

Accessories Stainless steel coloured or Onyx black	Description	Width cm	Order details	
			Items	Hinged
	OrgaWall holder for newspapers stainless steel coloured WxHxD: 49,5x20x16 cm		OW HZ	
	OrgaWall holder for newspapers onyx black WxHxD: 49,5x20x16 cm		OW HZ OS	
	Hook set stainless steel coloured 3 hooks WxHxD: 1,5x5,5x1,2 cm		PHS	
	Hook set onyx black 3 hooks WxHxD: 1,5x5,5x1,2 cm		PHS OS	
	OrgaWall level shelf stainless steel coloured WxHxD: 49,5x3,5x17 cm		OW BG 50	
	OrgaWall level shelf onyx black WxHxD: 49,5x3,5x17 cm		OW BG 50 OS	
	OrgaWall picture frame/whiteboard stainless steel coloured WxHxD: 30x36,9x1 cm Planning: Cannot be planned in combination with Emotion LED recess lighting PLDENZP.		OW BW 30	
	OrgaWall picture frame/whiteboard onyx black WxHxD: 30x36,9x1 cm		OW BW 30 OS	
	OrgaWall cable box with lid, mottled anthracite moulded nonwoven WxHxD: 24,7x11,5x16 cm with cutout at rear, WxH: 17,5x6,8 cm 1 lid, WxHxD: 24,7x0,8x16 cm with cutout at rear, WxD: 6x2 cm		OW KB D FV	
	OrgaWall inductive charging station lid mottled anthracite moulded nonwoven wireless charging of mobile phones, 1 inductive charging coil, output voltage 5V 600mA WxHxD: 24,7x1,7x16 cm 2 m connection cable LED plug 1 LED converter 230V/12V/15W HxWxL: 1,6x4,5x13 cm 3 LED jacks 0,3 m mains connection cable with Euro plug Planning: Can be upgraded with an additional OWILS inductive charging coil.		OW IL FV	

ORGAWALL – ACCESSORIES

Accessories Stainless steel coloured or Onyx black	Description	Width cm	Order details	
			Items	Hinged
	<p>OrgaWall inductive charging coil black, additional requirement wireless charging of mobile phones, output voltage 5V 600mA ø 7,2 cm, depth 1,1 cm 2 m connection cable LED plug</p> <p>Planning: For second recharging capability with OWILFV.</p>		OW ILS	
	<p>OrgaWall accessory set 9 stainless steel coloured 1 holder for tablet computer 1 holder for newspapers 1 hook rail with 6 hooks 1 hook set 1 picture frame/whiteboard 1 inductive charging station</p>		OWA SET	
	<p>OrgaWall accessory set 9 onyx black 1 holder for tablet computer 1 holder for newspapers 1 hook rail with 6 hooks 1 hook set 1 picture frame/whiteboard 1 inductive charging station</p>		OWA SET OS	

ORGAWALL – ACCESSORIES

Accessories Stainless steel coloured or Onyx black	Width cm	Order details	
		Items	Hinged
 <p data-bbox="678 432 909 604"> OrgaWall accessory set 2 stainless steel coloured 1 holder for newspapers 1 hook rail with 6 hooks 1 hook set 1 level shelf 1 picture frame/whiteboard </p>		OWA SET 2	NEW
 <p data-bbox="678 981 909 1153"> OrgaWall accessory set 2 onyx black 1 holder for newspapers 1 hook rail with 6 hooks 1 hook set 1 level shelf 1 picture frame/whiteboard </p>		OWA SET 2 OS	NEW

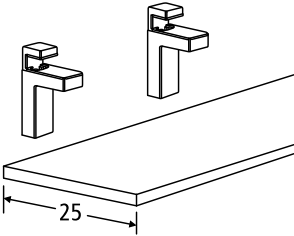
VALUE-ADDING FEATURES SHELVES

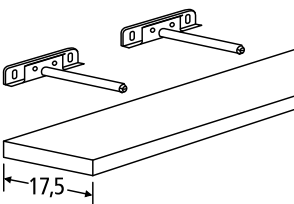
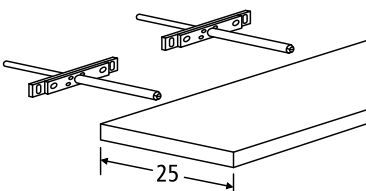


SHELVES NOT ONLY CREATE STORAGE SPACE, they also add an attractive design feature to the kitchen – a lovely alternative to wall units!

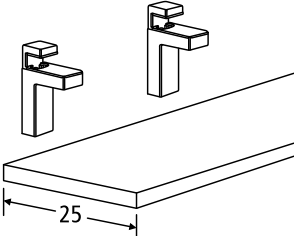
THE SHELVES provide the perfect setting for decorative elements and create attractive storage space. Elliptically rounded and available in a variety of colours, the designer-style shelves are an appealing option and give the kitchen a look of individuality.

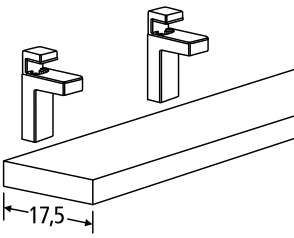
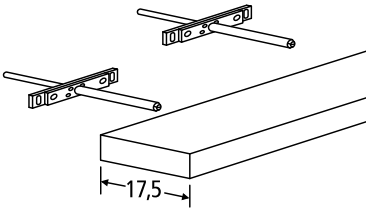




SUPPORT PANEL SHELVES

	Description	Width cm	Order details	
			Items	Hinged
	Support panel shelf 1,6 cm with 2 shelf supports ZBT-10 length 25-60 cm, d. 25 cm load capacity 12 kg	25 -	WB 16 60 25	
	Support panel shelf 1,6 cm with 2 shelf supports ZBT-10 length 60,1-120 cm, d. 25 cm load capacity 12 kg	60,1 -	WB 16 120 25	
	Support panel shelf 1,6 cm with 3 shelf supports ZBT-10 length 120,1-180 cm, d. 25 cm load capacity 18 kg	120,1 -	WB 16 180 25	
	Support panel shelf 1,6 cm with 4 shelf supports ZBT-10 length 180,1-260 cm, d. 25 cm load capacity 24 kg	180,1 -	WB 16 260 25	

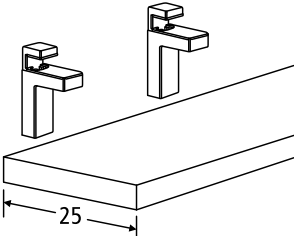
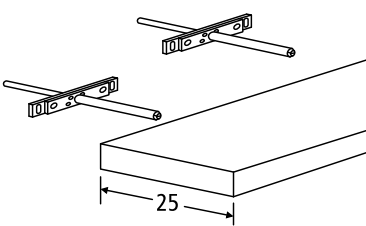




	Description	Width cm	Order details	
			Items	Hinged
	Support panel shelf 2,5 cm with 2 concealed shelf supports ZSB length 25-60 cm, d. 17,5 cm load capacity 12 kg	25 -	WB 25 60 17 -S	
	Support panel shelf 2,5 cm with 3 concealed shelf supports ZSB length 60,1-120 cm, d. 17,5 cm load capacity 12 kg	60,1 -	WB 25 120 17 -S	
	Support panel shelf 2,5 cm with 4 concealed shelf supports ZSB length 120,1-180 cm, d. 17,5 cm load capacity 18 kg	120,1 -	WB 25 180 17 -S	
	Support panel shelf 2,5 cm with 5 concealed shelf supports ZSB length 180,1-260 cm, d. 17,5 cm load capacity 24 kg	180,1 -	WB 25 260 17 -S	
	Support panel shelf 2,5 cm with 2 concealed shelf supports ZSB2 length 25-60 cm, d. 25 cm load capacity 12 kg Planning: Shelf fixing not suitable for gypsum, fibre reinforced plasterboards and cavity walls.	25 -	WB 25 60 25 -S	
	Support panel shelf 2,5 cm with 2 concealed shelf supports ZSB2 length 60,1-120 cm, d. 25 cm load capacity 12 kg	60,1 -	WB 25 120 25 -S	
	Support panel shelf 2,5 cm with 3 concealed shelf supports ZSB2 length 120,1-180 cm, d. 25 cm load capacity 18 kg	120,1 -	WB 25 180 25 -S	
	Support panel shelf 2,5 cm with 4 concealed shelf supports ZSB2 length 180,1-260 cm, d. 25 cm load capacity 24 kg	180,1 -	WB 25 260 25 -S	


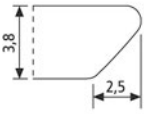



SUPPORT PANEL SHELVES

Support panel shelves 2,5 cm ith shelf supp. ZBT-10 Length 25 to 260 cm / Depth 25 cm		Description	Width cm	Order details	
				Items	Hinged
	Support panel shelf 2,5 cm with 2 shelf supports ZBT-10 length 25-60 cm, d. 25 cm load capacity 12 kg	piece	25 - 60	WB 25 60 25	
	Support panel shelf 2,5 cm with 2 shelf supports ZBT-10 length 60,1-120 cm, d. 25 cm load capacity 12 kg	piece	60,1 - 120	WB 25 120 25	
	Support panel shelf 2,5 cm with 3 shelf supports ZBT-10 length 120,1-180 cm, d. 25 cm load capacity 18 kg	piece	120,1 - 180	WB 25 180 25	
	Support panel shelf 2,5 cm with 4 shelf supports ZBT-10 length 180,1-260 cm, d. 25 cm load capacity 24 kg	piece	180,1 - 260	WB 25 260 25	

Supp. panel shelves 6 cm w. shelf supp. ZBT-10/ZSB2 Length 25 to 260 cm / Depth 17,5 cm		Description	Width cm	Order details	
				Items	Hinged
	Support panel shelf 6 cm with 2 shelf supports ZBT-10 length 25-60 cm, d. 17,5 cm load capacity 12 kg	piece	25 - 60	WB 60 60 18	
	Support panel shelf 6 cm with 2 shelf supports ZBT-10 length 60,1-120 cm, d. 17,5 cm load capacity 12 kg	piece	60,1 - 120	WB 60 120 18	
	Support panel shelf 6 cm with 3 shelf supports ZBT-10 length 120,1-180 cm, d. 17,5 cm load capacity 18 kg	piece	120,1 - 180	WB 60 180 18	
	Support panel shelf 6 cm with 4 shelf supports ZBT-10 length 180,1-260 cm, d. 17,5 cm load capacity 24 kg	piece	180,1 - 260	WB 60 260 18	
	Support panel shelf 6 cm with 2 concealed shelf supports ZSB2 length 25-60 cm, d. 17,5 cm load capacity 12 kg Planning: Shelf fixing not suitable for gypsum, fibre reinforced plasterboards and cavity walls.	piece 	25 - 60	WB 60 60 17 -S	
	Support panel shelf 6 cm with 2 concealed shelf supports ZSB2 length 60,1-120 cm, d. 17,5 cm load capacity 12 kg	piece 	60,1 - 120	WB 60 120 17 -S	
	Support panel shelf 6 cm with 3 concealed shelf supports ZSB2 length 120,1-180 cm, d. 17,5 cm load capacity 18 kg	piece 	120,1 - 180	WB 60 180 17 -S	
	Support panel shelf 6 cm with 4 concealed shelf supports ZSB2 length 180,1-260 cm, d. 17,5 cm load capacity 24 kg	piece 	180,1 - 260	WB 60 260 17 -S	

SUPPORT PANEL SHELVES


















































































































Supp. panel shelves 6 cm w. shelf supp. ZBT-10/ZSB2 Length 25 to 260 cm / Depth 25 cm		Description	Width cm	Order details	
				Items	Hinged
	Support panel shelf 6 cm with 2 shelf supports ZBT-10 length 25-60 cm, d. 25 cm load capacity 12 kg	piece	25 - 60	WB 60 60 25	
	Support panel shelf 6 cm with 2 shelf supports ZBT-10 length 60,1-120 cm, d. 25 cm load capacity 12 kg	piece	60,1 - 120	WB 60 120 25	
	Support panel shelf 6 cm with 3 shelf supports ZBT-10 length 120,1-180 cm, d. 25 cm load capacity 18 kg	piece	120,1 - 180	WB 60 180 25	
	Support panel shelf 6 cm with 4 shelf supports ZBT-10 length 180,1-260 cm, d. 25 cm load capacity 24 kg	piece	180,1 - 260	WB 60 260 25	
	Support panel shelf 6 cm with 2 concealed shelf supports ZSB2 length 25-60 cm, d. 25 cm load capacity 12 kg Planning: Shelf fixing not suitable for gypsum, fibre reinforced plasterboards and cavity walls.	piece 	25 - 60	WB 60 60 25 -S	
	Support panel shelf 6 cm with 2 concealed shelf supports ZSB2 length 60,1-120 cm, d. 25 cm load capacity 12 kg	piece 	60,1 - 120	WB 60 120 25 -S	
	Support panel shelf 6 cm with 3 concealed shelf supports ZSB2 length 120,1-180 cm, d. 25 cm load capacity 18 kg	piece 	120,1 - 180	WB 60 180 25 -S	
	Support panel shelf 6 cm with 4 concealed shelf supports ZSB2 length 180,1-260 cm, d. 25 cm load capacity 24 kg	piece 	180,1 - 260	WB 60 260 25 -S	

Design shelf 3,8 cm		Description	Width cm	Order details	
				Items	Hinged
 	Design shelf, 3,8 cm ellipse with 2 concealed shelf supports ZSB2 length 45 cm, depth 17,5 cm load capacity 12 kg Planning: Shelf fixing not suitable for gypsum, fibre reinforced plasterboards and cavity walls.	piece 	45	GBE 38 45 17	
	Design shelf, 3,8 cm ellipse with 2 concealed shelf supports ZSB2 length 60 cm, depth 19,5 cm load capacity 12 kg	piece 	60	GBE 38 60 19	
	Design shelf, 3,8 cm ellipse with 2 concealed shelf supports ZSB2 length 90 cm, depth 21,5 cm load capacity 12 kg	piece 	90	GBE 38 90 21	

Order detail: Shelf colour | see overview of colours on page 36

	L1 - Satin lacquer	L7 - Matt velvet lacquer
--	--------------------	--------------------------

ORDER DETAILS SUPPORT PANEL COLOUR

K1 – Laminate		K090	Crystal white		K210	Sand grey	
		K100S	White		K275	Agate grey	
		K120	Crystal grey		K505	Natural knotty oak effect	
		K135S	Magnolia		K810	Castell beech effect	
		K185	Onyx black		K855	Norway maple effect	
		K190	Lava black				
U1 – Design laminate		K014	Oak Havana brown effect		K069	Urban wood effect	
		K021	Limed Montana spruce effect		K085	Oxide graphite	
		K023	Concrete quartz grey effect		K087	Ceramic steel grey effect	
		K025	Concrete white grey effect		K088	Ceramic terra effect	
		K026	Stromboli grey		K530	Marble Avorio effect	
		K027	Cristallo beige effect		K540	Marble Scuro effect	
		K028	Concrete anthracite effect		K585	Steel dark effect	
		K030	Chalet oak effect		K590	Steel bronze effect	
		K032	Natural wild oak effect		K615	Silver larch effect	
		K041	Arizona pine effect		K845	Spruce chalet effect	
		K053	Marble bianco effect				
	K5 – Laminate structure		K799	Flamed oak black effect		K883	Textured spruce onyx black effect
K6 – Laminate synchronised pore		K653	Old oak provence syn. pore effect		K793	Old oak barrique syn. pore effect	
		K718	Silver oak synchronised pore effect		K798	Oak heartwood cognac syn. pore effect	
P6 – Matt lacquer laminate <small>(Not available: support panel shelves 2,5/6 cm)</small>		P247	Stainless steel metallic ground effect		P252	Titanium metallic ground effect	
K2 – Laminate high gloss		K091	Crystal white high gloss		K191	Lava black high gloss	
		K111G	Brilliant white high gloss		K211	Sand grey high gloss	
		K121	Crystal grey high gloss		K276	Agate grey high gloss	
		K136	Magnolia high gloss				
L5 – UV high gloss lacquer		L091U	Crystal white high gloss		L191U	Lava black high gloss	
		L111U	Brilliant white high gloss		L211U	Sand grey high gloss	
		L121U	Crystal grey high gloss		L276U	Agate grey high gloss	
		L136U	Magnolia high gloss				
L4 – High gloss lacquer <small>(Not available: support panel shelves 6 cm)</small>		L091	Crystal white high gloss		L191	Lava black high gloss	
		L111G	Brilliant white high gloss		L211	Sand grey high gloss	
		L121	Crystal grey high gloss		L276	Agate grey high gloss	
		L136G	Magnolia high gloss				
L6 – UV matt lacquer		L092U	Crystal white matt AFP		L137U	Magnolia matt AFP	
		L102U	White matt AFP		L187U	Onyx black matt AFP	
		L122U	Crystal grey matt AFP		L277U	Agate grey matt AFP	
L7 – Matt velvet lacquer		L092M	Crystal white matt velvet		L212M	Sand grey matt velvet	
		L102M	White matt velvet		L222M	Terracotta red matt velvet	
		L122M	Crystal grey matt velvet		L262M	Terra grey matt velvet	
		L137M	Magnolia matt velvet		L272M	Havanna brown matt velvet AFP	
		L187M	Onyx black matt velvet AFP		L277M	Agate grey matt velvet	
		L192M	Lava black matt velvet AFP		L282M	Aqua blue matt velvet	
							
L1 – Satin lacquer		L090	Crystal white satin		L275	Agate grey satin	
		L100S	White satin		L280	Aqua blue satin	
		L120	Crystal grey satin		L285S	Anthracite satin	
		L135S	Magnolia satin		L330	Pastel yellow satin	
		L150S	Cream vanilla satin		L360	Blue grey satin	
		L190	Lava black satin		L365	Glacier blue satin	
		L210	Sand grey satin		L385	Pastel rosé satin	
		L215	Pastel green satin		L445	Truffle brown satin	
		L220	Terracotta red satin		L455	Curry satin	
		L225	Sunny yellow satin		L460	Sage green satin	
		L230	Fiery red satin		L485	Moss green satin	
		L235	Stone grey satin				
	L2 – Pore reproduction silk gloss lacquer		L093	Crystal white silk gloss		L213	Sand grey silk gloss
			L103	White silk gloss		L278	Agate grey silk gloss
			L138	Magnolia silk gloss		L363	Blue grey silk gloss
		L193	Lava black silk gloss		L463	Sage green silk gloss	
F1 – Veneer		F728	Light knotty oak bianco, brushed		F734	Natural knotty oak, brushed	




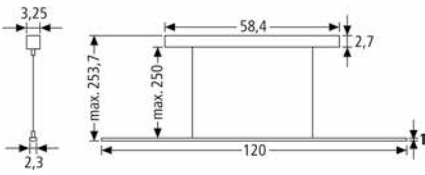

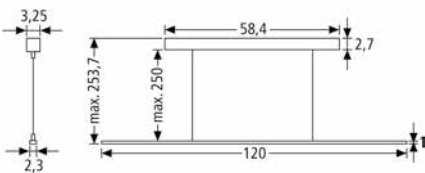
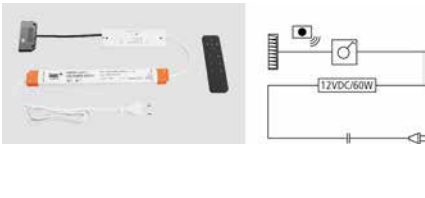

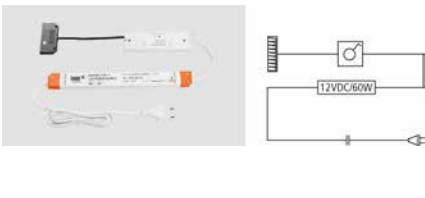




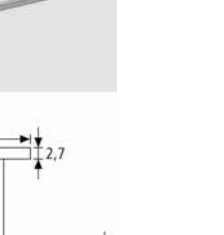


VALUE-ADDING FEATURES TECHNOLOGY




TECHNICALLY PERFECTED THROUGHOUT, the kitchen becomes the favourite place to be. Slender, dimmable LED pendant lights give the kitchen a touch that speaks to the emotions. Infinitely adjustable in height, they provide trusty service over both cooking island and dining table.

A STYLISH WAY of giving the kitchen an inviting feel that's oozing with atmosphere. Benefiting from intelligent control, the Emotion LED light's colour temperature can be infinitely varied from warm white to neutral white – matching it up to suit any situation.

TECHNICAL EQUIPMENT

Emotion LED lights	Description	Width cm	Order details	
			Items	Hinged
 	<p>LED pendant light brightness adjustable energy efficiency class A+ light col. temp.: 2700K to 4000K lumens: 2300 lm pendant light in stainless steel coloured, infinitely height-adjustable with integrated converter, radio switch for adjusting light colour and brightness LED 230V/22W HxWxD: 20-250x120x2,3 cm 1 radio transmitter, 4 channels</p> <p>Planning: Connection for 230 V continuous current to be provided in ceiling on site. Light switch not essential. The pendant light can be synchronised with other Emotion LED lights using Emotion LED upgrade set ZLDEF60SET.</p>	120	LLE PD 120	
 	<p>LED pendant light brightness adjustable energy efficiency class A+ lumens: 3100 lm LED 230V/30W HxWxD: 20-250x160x2,3 cm 1 radio transmitter, 4 channels</p>	160	LLE PD 160	
 	<p>LED pendant light brightness adjustable energy efficiency class A+ light col. temp.: 2700K to 4000K lumens: 2300 lm pendant light in onyx black, infinitely height-adjustable with integrated converter, radio switch for adjusting light colour and brightness LED 230V/22W HxWxD: 20-250x120x2,3 cm 1 radio transmitter, 4 channels</p> <p>Planning: Connection for 230 V continuous current to be provided in ceiling on site. Light switch not essential. The pendant light can be synchronised with other Emotion LED lights using Emotion LED upgrade set ZLDEF60SET.</p>	120	LLE PD 120 OS	
 	<p>LED pendant light brightness adjustable energy efficiency class A+ lumens: 3100 lm LED 230V/30W HxWxD: 20-250x160x2,3 cm 1 radio transmitter, 4 channels</p>	160	LLE PD 160 OS	
 	<p>Emotion LED starter set for adjust. LED lights 2700K to 4000K 1 radio switch with 9-way distributor for adjusting light colour and brightness 1 radio transmitter, 6 channels 1 converter 230V/12V/60W 2 m mains connection cable with Euro plug</p> <p>Planning: Up to 6 channels can be individually controlled. Up to 30 converters can be programmed per channel. An additional ZLDEF60SET upgrade set is required for channels 2-6.</p>		Z LDE S 60 SET	
 	<p>Emotion LED upgrade set, converter for radio receiver set 230V/12V/60W LED lights 2700K to 4000K 1 radio switch with 9-way distributor for adjusting light colour and brightness 1 converter 230V/12V/60W 2 m mains connection cable with Euro plug</p> <p>Planning: Control system can be synchronized via starter set ZLDES60SET.</p>		Z LDE F 60 SET	
 	<p>LED extension cable 1,8 m cable LED jack/plug</p>	180	Z LDVK -1	

LIVING ELEMENTS INSPIRATION



In times of open-plan living, it is all the more important for everything to harmonise. This is why we have extended our collection of classic kitchens. For example, the kitchen elements can also be used to configure hallway units, sideboards and even entire open shelf units and living-room storage units. Matching tables and benches complement the look. This makes the cooking-living-dining area an all-embracing part of the home.



The hallway unit can be designed in both looks and functionality to suit personal demands and expectations.





A display cabinet with framed glass fronts in stainless steel coloured or onyx black, exactly to personal taste: with glass inserts in distinctive diamond, fine linear or elegant honeycomb structure.

Sliding-door elements conjure a homely character. For instance, they can create interesting perspectives in the island.



LIVING ELEMENTS

INSPIRATION



A free-standing glass display cabinet with stunning illumination not only makes a statement but also provides a stage for collectors' items and grandma's best crockery.



Materiality plays a defining part in designing living spaces. Anyone liking a natural look will play with elements in solid oak, e.g. cross inserts, small drawers or pull-outs in box look.





For planning kitchens with an individual touch, there's the aluminium FRAME RACK open shelf unit in stainless steel coloured and onyx black.



The **FRAME RACK** open shelf unit is extremely versatile: whether wall-mounted, standing on the floor, integrated in the island or suspended from the ceiling.



EASY & CLEAN
UTILITY ROOM





MORE SPACE

Where to put it? We have the answer: space-saving, organised and always in easy reach – for things you need every day but don't necessarily always want on show. We have versatile solutions that provide the space for keeping everything a household needs.

From the tall open shelf unit for bottle crates and tall installation unit to the broom cupboard – nothing has been forgotten, there's a home for everything – even in a confined space. With optimised storage solutions.

EASY & CLEAN UTILITY ROOM



PERFECT CLEANING

Perfect for washing and drying your laundry – e.g. raised appliances and pullouts that make your life easier. Everything fitted to save space and planned to optimise work-flows. The result: an intelligently planned utility room for many different work activities.

A row of units for narrow spaces. Tall units providing lots of storage space and pull-outs for everything that's needed to do the washing. Plus a tall laundry-sorting unit with sorting slots and laundry baskets behind them: the perfect utility room. A special tall unit is provided for ironing board, vacuum cleaner and brooms. Dishwashing, waste disposal and much more, all this can be done with the sink base unit.



EASY & CLEAN
UTILITY ROOM



